

- Cougar World
- Welcome!
- Latest news
- Who's who
- Philosophy

- HOTAS Cougar
- Introduction
- Features
- Image gallery
- Reviews, Articles and Awards
- User comments on the Cougar and Cougar World
- Where to purchase a Cougar from

- Downloads
- Joystick and Macro files for your sims and games
- Updated firmware, software, documentation, translations
- Version history
- Unsupported and user submitted files

- Known Issues/ Mods
- Hardware Mods
- Warranty parts list
- Hardware
- Software
- Documentation
- Under investigation
- Reporting bugs

- Sales
- Order page

- F.A.Q.
- New Cougar owners - start here!
- Installation and Setting Up Windows vs. Programmed modes
- Hardware
- Software
- Miscellaneous

- Programming

How to get free spare parts during the two years warranty period

Here is a list of parts that are available through TM tech support. These parts are available for free provided your Cougar is still under the two years warranty. All you need to do is to subscribe to the Thrustmaster technical support website and file your part request through there: <http://ts.thrustmaster.com>
 If your Cougar is not under warranty anymore, then the only way to get spare parts will be by purchasing the spares parts kits. These kits unfortunately are not available yet, but as all Cougars are still under warranty, this shouldn't be an issue (at least not yet)

Please note that the part reference number shown below is for information purposes only. TM/Guillemot uses the same list at the moment but they can change their system without us being notified. In all cases, use the description of the part and not the number only.

Note also that soldering may be required to install warranty parts into the Cougar.

A slight note of warning here. It's not because that list is now available that you can now overload Guillemot tech support with part requests. Do it honestly and request only the part that is broken. So far, Guillemot/TM don't ask question about the part you're requesting but I already heard some remarks about some abusive requests. So if you, like me, want the system to continue in the long run, you know what you have to do ;)

Parts list





















Part image	TM Part description	Description	TM Part reference
Stick parts			
	Potentiometers Axes XY CTS251B15F104B2NB <i>Available through Cougar World: check here</i>	Potentiometer for X and Y axis - short shaft	#6000279
	CTS Holder (Black) F16-14	Potentiometer holder	#5074771
	Part 32 5 pin connector F16-32 <i>Available through Cougar World: check here</i>	PS2 Cable connector between stick base and handle	#5074749
	Coolie Hat 1 "POV" F16-16	Complete assembly for Hat 1	#5074750
	Coolie Hat 2 (POV) "ridged" F16-18	Complete assembly for Hat 2	#5074751
	Coolie Hat 3 "castellated" F16-19	Complete assembly for Hat 3	#5074752
	Coolie Hat 4 "H" F-16-20	Complete assembly for Hat 4	#5074753
		Metal grey cap for Hat 1	#5074764






Community

- [Serial number database](#)
- [Gallery](#)
- [Terrapin's pictures](#)
- [Circuit diagrams](#)
- [Links](#)

Policies

- [Netiquette and Credits](#)
- [Legal & Copyright](#)

	Button (grey) Hat 1 "POV" F16-16		
	Button (black) Hat 2 "ridged" F16-18	Metal black cap for Hat 2	#5074765
	Button (black) Hat 3 "castellated" F16-19	Metal black cap for Hat 3	#5074766
	Button (black) Hat 4 "H" F-16-20	Metal grey cap for Hat 4	#5074767
	Clip (black) F16-23	Support for buttons S1, S2, S4	#5074772
	Bearing (black) F16-22	Plastic gimbals bearing	#5074773
	Axis Spring F16-31	Cougar Stick spring	#6000715
	Trigger Spring F16-30	Spring for TG1	#6000714
	USB cable	Cable USB from stick to PC	#6000432
	Tact switch for stick	Micro switch (S1, S2, S3, TG1, TG2, S4)	#6000211
Not available yet	USB Cable + connector	USB Cable + connector	N.A.
Throttle parts			
	DB15HD Shielded + Housing	DB15 cable from TQS to Stick	#6000716
	Brake (black) TQS-06	Brake pad for throttle friction system	#5074747
	Slider (black) TQS-19 <i>Available soon through IJ</i>	Speedbrake and Dogfight casing	#5074748
	Coolie Hat "Radioswitch" TQS-16	Complete assembly for T2/T3/T4/T5 (radioswitch) button	#5074754
	Button (grey) Range knob TQS-16	Metal grey cap for T6 (RNG) button	#5074770
	Button (grey) Radioswitch TQS-17	Metal grey cap for radioswitch	#5074774
	Button (grey) Dogfight TQS-18	Metal grey cap for dogfight slider	#5074775
	Button (grey) Speedbrake TQS-30	Metal grey cap for speedbrake slider	#5074776
	Stop (black) TQS-07	TQS axis bearing blocks	#5074777
	Comer (black) TQS-25	Comer TQS	#5074778
	Potentiometer Axe Z CTS251B15F104B6NB	Potentiometer for Z axis - long shaft	#6000164

	Available through Cougar World: check here		
	Potentiometer Antenna CTS 270XM8508	potentiometer for Antenna axis.	#6000197
	Potentiometer Range CTS 270S1800	Double potentiometer and button for Range axis.	#6000196
	3 way switch	Dogfight electronic switch	#6000200
	4 way switch on side locking	Speedbrake electronic switch	#6000201
	Double Pot 252A104B60NB (microstick) Available through Cougar World (pots only): check here	Microstick without board and without cap	#6000198