




RAVITAILLEMENT EN VOL RVT

Auteur : Petrol

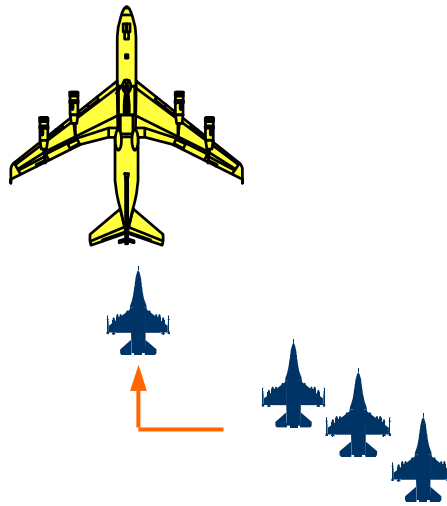
RAVITAILLEMENT (RVT)

REJOINTE

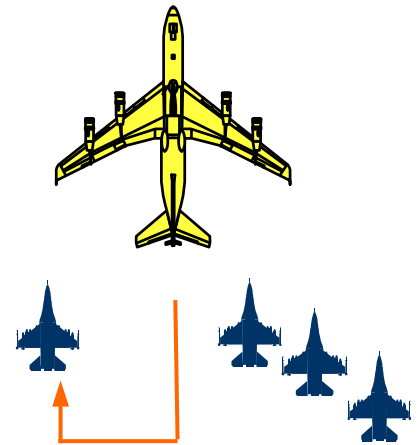


KC135 FL 250 / VI 300 KT
F16 FL 240 VI 350 KT
PERCHE DROITE FL250
ORDRE 1 / 2 / 3 / 4
CALL « Y1 REQUEST FUEL »

RVT

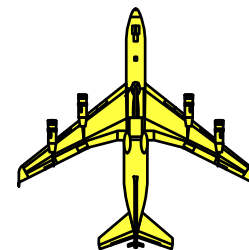

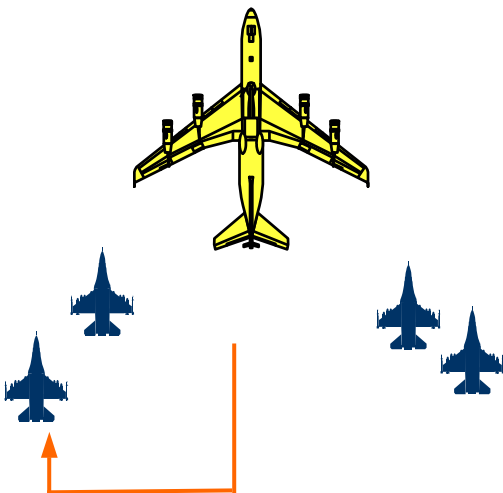


CALL « Y2 ready to take fuel » Dès que le tanker vous autorise Passez derrière le tanker et remontez vers la perche 310 KT



CALL « Y3 done fuel »
Passez en perche gauche et regardez les autres ravitailler

SEPARATION



Quand tout le monde a fini le rvt perche gauche et separation par virage gauche

REFUELLING

1- Radio	Request Refuelling	
2- TCN	Select TCN Channel	
3- TCN Mode	SET AA TR	
4- Heading	Course to Inter EPT	
5- Altitude	Tanker Alt - 1000'	
6- Master ARM	Check Safe	CLT ?
7- Sensors	Check Nose Cold	
8- Refuelling door	Open	SHIFT R
9- Pre Contact	Check AR/MS Light ON	
10- Boom operator	Follow instructions and light	
11- Refuelling	Hold Position	
12- Fuel	Check Fuel transfert	
13- Dis / Refuelling door	Close	SHIFT R

NOTE

Over 1NM : 100 Kts Overtake

6000' : 60 Kts

5000' : 50 Kts

Decrease overtake speed by 10 Kts for every 1000' closure.

When within 1000' to Tanker : Do not exceed 10 Kts overtake